


Goal: Students will demonstrate their knowledge of landforms through the artistic process.

Prior Knowledge: Landforms

Observation: Display artwork depicting landscapes.

Discuss: How many landforms can you identify? How do you think the landforms were created? Why do you think the artist was inspired to paint these landforms?



Supplies: Colored construction paper, glue sticks, scissors, chalk pastels

Activity: Students will create their own landscape image with torn and cut paper.

Process: Cut and tear paper into various shapes and sizes. The students will then arrange shapes into desired landscape on blue construction paper and trim with scissors as needed to create desired landforms. When pieces are in place glue down all edges with a glue stick. When dry, label landforms on the back of the work and give it a title. Finish with chalk pastels to add vegetation, shadows and highlights. (Optional: Spray a light coat of hairspray or fixative to help prevent the chalk from smudging.)

Time: 1 ½ hours

Modifications: Use precut images from magazines, craft foam or stickers

Standards

Social Studies

Strand 4: Geography, Concept 1: The World in Spacial Terms, PO 5. Recognize characteristics of human and physical features: a. physical (I.E., ocean, continent, river, lake, mountain range, coast, sea, desert)

Strand 4: Geography, Concept 1: The World in Spacial Terms, PO 6. Locate physical and human features using maps, illustrations, images, or globes: a. physical (i.e., ocean, continent, river, lake, mountain range, coast, sea, desert)

Strand 4: Geography, Concept 2: Places and Regions, PO 3. Discuss physical features (e.g. mountains, rivers, deserts) in the world

Arizona Department of Education: K-12 Acedmic Standards <http://www.azed.gov/standards-practices/>



Albert Bierstadt (1830-1902)
Pikes Peak 1863
Oil on paper mounted on canvas
21 ½ X 27 ½ inches framed
83.157, Gift of Mr. and Mrs. Aiken Fisher

About the Artist: The inspiration for ***Pikes Peak*** was Bierstadt's second western excursion. This modest study, devoid of the spectacular cloud effects and the shaft of light breaking through that often illuminates his "Great Pictures," opens out naturally to the left. The painting is vigorously drawn: one can imagine the artist with a piece of charcoal indicating the foreground diagonally with a single swipe, the middle distance with two horizontal strokes, and finally the mountain range in the background with another horizontal stroke, bumped up on the left to indicate a single peak. The gradations in color allow the viewer's eye to ascend, by steps, to the sky. The painting is so basic it had to be freeing for an artist already bound by expectations to produce pyrotechnical wonders, at once wildly theatrical and painstakingly exact. Here, he anticipates the compositional rule articulated years later by Earnest Blumenschein, "Establish your planes with color as well as perspective." Bierstadt's does both.

Brian W. Dippie, ***Crossroads: The Desert Caballeros Western Museum at Fifty***, 125 (2010)

Bickerstaff, ***Pioneer Artists of Taos***, 39



Carl Oscar Borg (1879-1947)

Canyon de Chelly, 1917

Oil on canvas

48 ½ X 39 ½ inches framed

99.1.4, Gift of Mr. and Mrs. Aiken Fisher

About the Artist: In a painting like ***Canyon de Chelly***, whose vertical composition matches its subject, the impressive formation known as Spider Rock rises eight hundred feet above the figure of a Navajo with her flock of sheep. Borg was devoted to preserving a human record of the Southwest. "The people of these limitless horizons—this wilderness of color and form—are marked by an Arcadian simplicity, by a dignity and reserve," he wrote. For him, the Navajo and Hopi perfectly complimented a matchless landscape. "There is no end to the light, color, form and distance, and every object seems enveloped in a haze of blue, yellow, pink, or lilac....The ruins that are scattered over it are also a never ending wonder....for those who love primitive beauty and simplicity, this land of enchantment, and the inhabitants that dwell under its blazing skies, will furnish inspiration of a sublime nature." In ***Canyon de Celly*** he gives that inspiration visual form. He wrote on a transcontinental trip in 1937, "The desert! My desert! The land with the red earth, the sunburnt vastness with its blue mountains....Here one is much nearer the creator of all."


Brian W. Dippie ***Crossroads Desert caballeros Western Museum at Fifty***, 120 (2010)

Joe De Yong to his mother [Mary De Yong], 1924 quoted in Richard Flood, ***Joe De Young*** (Scottsdale, AZ: Main Trail Galleries, 1980) 34

Carl Oscar Borg, "The Province of Tusayan," in ***The Great Southwest Etchings*** ed. Everett C. Maxwell, (N.P.: Fine Arts Press, 1936)

DCWM Landscape Seek and Find


Directions: Tour the upstairs galleries to find examples of the following landforms. Write down the name of the artwork(s) depicting the landform. Discuss your findings with your teacher, parent or DCWM volunteer.



Spire _____



Mountain _____



Hill _____



Mesa _____



Canyon _____



Plain _____

Additional Resources

Pikes Peak: America's Mountain <http://www.pikespeak.us.com/index.html>

Albert Bierstadt: The Complete Works <http://www.albertbierstadt.org/>

Taos and Santa Fe Painters <http://www.carloscarborqpaintings.com/>

Canyon de Chelly: National Park Service <https://www.nps.gov/cach/index.htm>

Surface of the Earth: National Geographic <http://science.nationalgeographic.com/science/earth/surface-of-the-earth/>

Desert Caballeros Western Museum exhibits in the upstairs galleries and Cultural Crossroads Learning Center rotate throughout the year including pieces in our permanent collection. Refer to our website calendar for exhibit schedules and special events. The downstairs historical displays are available for viewing year round.

School tours of the museum are always FREE! Ask about our docent lead tour, student activities lead by our museum staff and self-guided audio tour. Boyd Ranch reservations are available during the winter months.

Call and sign up for a school tour today!
